

# Year 5 and 6 Transition Support Workshop



Woodsetton School ~ May 2024

# Aims

- Support with the transition process
- Share your thoughts and worries (we probably have the same ones)
- Share information to support with the process
- Share experiences of the process and develop understanding
- Year 6 parents, become more aware of the transition agenda for this year.



# When should I start to think about secondary school?

For most parents the thought of a child moving from primary to secondary school, is one that brings about lots of mixed emotions. The earlier that you begin to think about and prepare for your child's transition – the better! It helps to make the transition as smooth as possible and lessen the impact of anxiety on children and families.

**Here at Woodsetton we will support parents, carers and children throughout the process, to the best of our ability. We aim to achieve this through providing opportunities such as:**

- **Visits to local secondary schools**
  - **Prospective staff as visitors to the classroom**
  - **Reminders about important dates and deadlines**
  - **Support for children during induction days or visits**
  - **Inviting other school staff to parents' evenings**
  - **Support with the online application process**
    - **Help and advice with appeals.**





## What do I need to do and when?

**In Year 5 it is a good idea to start thinking seriously about your potential choices for secondary school. Start by finding out what secondary schools there are available to you. You can do this by visiting your local council's website.**

When beginning your search for prospective secondary schools you may wish to think about the following points:

- Mainstream / SEND school? Consider a school which can fully meet your child's needs.
- Visit their website - There will be lots of useful information on a school's website. This includes things like a prospectus, contact details and school policies.
- Ofsted reports - A school will have a copy of their latest OFSTED report on their website. This is just one of many factors to help with your decision making.
- Get in touch - Contact the schools you are considering. It may be possible to arrange a visit or book an appointment to speak to a member of staff about transition. Schools may be able to give you details of any open evenings or events that you could attend.
- Visit if you can – As a parent you want to feel confident that you have chosen the right place for your child. Looking round prospective schools is an excellent way to get a feeling of how your child might fit into this new environment. If possible, take your child with you!



# The Process: Important Dates and Deadlines.

At your Year 5 EHCP review meeting you are usually asked about your thoughts on a secondary school placement. Don't worry if you are still unsure and haven't decided on a choice - this isn't finalised until Year 6.

Applications: Applying is quick and easy via your local council's website, but paper applications can also be made. You can usually apply from the 1<sup>st</sup> September until October 31<sup>st</sup> (dates may vary slightly,) when your child is in Year 6.

It is important to submit your application within the deadline as this may affect the secondary school place that is offered to you. We will be able to support you with this if you have any difficulties.

Official decisions are not usually given until March/April, although you may find out from January onwards through your child's final transition EHCP document.

Appeal: If you are unhappy with the secondary school place that your child has been offered, you can appeal. You will need to make a referral through Dudley's Special Educational Needs & Disability Information, Advice and Support Service (SENDIAS.)

# Secondary application process

- Parents consider appropriate secondary schools and make visits to these where possible.
- Secondary school preference gets named Year 5 EHCP
- Parents apply online through Dudley website (unless the child does not live in Dudley) the same as all secondary admissions for the year. Deadline for applications is shared on the website along with the process well in advance.

[Website](#)

# What can I do at home to support Transition?



Transition will be a key element of the work that we do in Year 6.

There are also lots of things that you can do at home with your child to prepare them for the move to secondary school. Here are some ideas:

- **Talk to your child about their transition** - Acknowledge that it might be a very scary time for them but reassure them that you will support them throughout.
- **Familiarise them with their new school** - You can do this by looking at the school website or going to visit if possible. School websites often have photos of the school, information on the school day and names of staff members. Look at what the school rules are. Talk about what their school day might look like – e.g. start time, lunch time, home time to get them familiar with what their new routine might be like. Look at the school’s prospectus, this will have lots of useful information for new students.
- **Think about the journey to school** - Take the journey from home, to school. Look at what you might see along the way so that the buildings become familiar. Teach your child key road safety rules if they will be walking to school. You may want to start thinking about how your child will get to school. Transport will not automatically be given and you will need to reapply to see if you are eligible for this service. School can offer support for doing this.
- **Find out what the uniform is like** - Get your child to draw a picture of themselves with their ‘new’ uniform on. Get them involved with buying / trying on their new uniform. Find out where uniform is available – school / uniform shop / supermarket.

# Sutton School



Address


**Sutton School**

Scotts Green Close

Russells Hall Estate

Dudley

DY1 2DU





# Halesbury




Address

**Halesbury School**

Feldon Lane

Halesowen

B62 9DR



# The Brier School



Address


**The Brier School**

Bromley Lane

Kingswinford

Dudley

DY6 8QN



# Old Park



Address


**Old Park School**

Thorns Road

Brierley Hill

West Midlands

DY5 2JY



# Pens Meadow



Address


**Pens Meadow School**

Ridge Hill

Brierley Hill Road

Dudley

DY8 5ST



# Sutton School



Address


**Sutton School**

Scotts Green Close

Russells Hall Estate

Dudley

DY1 2DU



# Admissions

Parents and carers are welcome to visit the school by making an appointment in agreement with the Headteacher.

Placement at Sutton School is recommended by the Local Authority during or following the pupil's statement or EHCP process. Recommendations reflect our specialist focus for pupils who have moderate learning difficulties. If a place is suggested, parents can telephone to arrange an appointment to view the school. Referrals can be from a number of sources such as The Local Authority, other schools, other local authorities and assessment units.

Parents are warmly invited to look around the school, talk to the Headteacher and can bring their child with them on a pre-visit prior to the school being named on a statement or EHCP. Parents will be given a copy of the School's Prospectus during the visit. The Headteacher may contact a previous establishment and make a home or school visit if necessary. Admissions dates are throughout the year.

# Admissions

All pupils usually attend school on a full time basis. When it is agreed to admit a pupil a number of general forms are completed including Medical, General Consent for outdoor activities, Pupil Information and the Home School Agreement. Care plans may need to be written before entry to the school.

Requests by parents regarding transport arrangements should be Directed to Dudley Children's Services 01384 814301 and will be discussed at the care plan meeting with the school.



# Year 6 transition for September 2024

<https://www.sutton.dudley.sch.uk/transition>



**Let's Make Friends: Thursday March 21<sup>st</sup> 4-5pm**  
**Thursday April 25<sup>th</sup> 4-5pm**  
**Thursday May 23<sup>rd</sup> 4-5pm**  
**Thursday June 20<sup>th</sup> 4-5pm**

We are holding a 'Let's Make Friend's' event where pupils, parents and carers are invited into school for an informal meet and greet. This will happen each month in March – June between 4:00 – 5:00 p.m. During these sessions you will have the chance to meet some key staff, chat to other parents and pupils can meet and begin to make new friends. Tea, coffee, soft drinks and biscuits will be provided.



LET'S MAKE

*Friends*

PARENTS AND PUPILS JOINING YEAR 7 IN  
SEPTEMBER 2024 ARE INVITED TO COME  
ALONG TO OUR SCHOOL ON THE FOLLOWING  
DATES:

Thursday 21st March

Thursday 25th April

Thursday 23rd May

Thursday 20th June

4:00 - 5:00 p.m

Meet, greet, chat and have fun!

Tea, coffee, soft drinks and biscuits  
provided.



## **Parents and Carer Meeting – June 20th**

During the last Let's Make Friends we will be hosting a 'Parents Meeting in the hall.' There will be opportunities to complete any admissions information ahead of September 2024 which will really help to create a smooth transition.

Please feel free to prepare and ask any questions which you may have, as there will be lots of important people on hand to answer your queries.



## **Primary Liaison Week: Monday 1st July – Friday 5th July**

Every pupil will be invited to visit school this week for one morning session (Monday – Thursday) and for a second visit on Friday 7<sup>th</sup> July. More details about this week will be shared at our Parents and Carers meeting.

## **Professional Handover Meetings: Summer term**

School staff (SENCo, Teachers or Phase leader) will make contact with Primary settings during the summer term to offer an opportunity to meet pupils in their current setting and speak with the professionals who are currently working with your child. Where possible, these meetings will be face: face visits to the school but we will also be able to offer virtual meetings via Microsoft TEAMS.



## **Visits**

The majority of our new students have already visited our school setting however, if for any reason you feel like you would benefit from an additional visit to school (outside of the transition plans identified above) please feel free to contact me so that we can discuss possible options.

# Old Park



Address


**Old Park School**

Thorns Road

Breierley Hill

West Midlands

DY5 2JY



# What can I do at home to support Transition?

- **Help to prepare socially** - We understand that lots of the children at Woodsetton find social situations, difficult. Prepare them for meeting strange faces of staff and children. How you do this depends on your child – what might be helpful for some, might cause anxiety for others. Learn the names of key staff. Some schools may even have staff photos on their website.  
Slowly increase the amount of time that your child is in wider social situations. Start small and slowly progress at a rate that is comfortable for you and your child. Consider joining an extra curricular club or activity.
- **Independence** – Encourage your child to be as independent as they can be. Let them organise their own belongings for school. Encourage self-care skills such as zipping up coats, doing and undoing buttons, dressing and undressing, toileting.
- **Home learning** – It is likely that your child will have home learning or homework from their secondary school. In preparation for this, we usually set homework in year 5 and 6. It may be useful to have a set time or day for homework so that it becomes part of your routine.



# Useful Contacts and Resources.

- Dudley SEN team: 01384 814360 / [senteam@dudley.gov.uk](mailto:senteam@dudley.gov.uk)
- Dudley Council's Website:  
<https://www.dudley.gov.uk/resident/learning-school/schools-and-colleges/school-admissions/>
- Dudley SENDIAS: <https://www.dudley.gov.uk/resident/learning-school/parental-support/dudleysendiass/>  
01384 817373 / [dudley.sendiass@Dudley.gov.uk](mailto:dudley.sendiass@Dudley.gov.uk)





Any questions ... ?